



# Mall Rats

## Needed:


Hipster Bingo Cards

Stickers

Mall Scavenger Hunt List

Pencil or Pen

A Copy of "Mall Rats" (optional)




Not only teenagers can spend an entire day at the Mall doing nothing in particular.

Head on over to the closest or best mall in your area around happy hour for a food court and mall restaurant progressive meal. Each course of the meal must be eaten at a different venue. Try appetizers at the cheese store, a drink at a mall bar, salad in the food court, entre in a mall restaurant and dessert and coffee at a coffee shop.

In between courses, grab a bench for some people watching. Play Hipster Bingo. Decide on the rules in advance (4 corners, 4 in a row, cross, etc.) Use a different color star for each round.

You can also play Mall Scavenger Hunt. No cash required!

Still want something to do after dessert? Head home and watch a copy of "Mall Rats" on DVD while you check out your new pile of free mall goodies.



# Night Games

## Needed:

Glow Bracelets

Google Sky Map/Star Chart apps on Smartphone

Picnic basket or bag

Picnic blanket

Assorted cheeses, fruit and chocolates

Blindfold

A secluded area with a view



How many times in your life have you ever taken a moment to watch a sunset? How about with the one you love?

After dinner, head to the grocery store for an assortment of desserts such as cheeses, chocolates and fruit for a sunset dessert picnic. Pop it all in a picnic basket with a knife and head to a high park with a view.

Lay out the blanket and enjoy your desserts up until sunset. To make it more interesting, take turns being blindfolded and try to guess which items you're being fed.

Watch the sun set together in silence.

Then put the glow bracelets on and get out the star gazing constellation apps. Lay on your backs and see how many you two can find.

# Live Well, Love Much

## LAUGH Often

### Needed:

Sponge Capsule Prescriptions

Glass of Water

Disguise Kit



Laughter is the best medicine.

Start at home with your comedy prescriptions. Watch the sponge capsules develop into little critters. You should each take three and think about places you can hide them for your spouse to find later. I guarantee it will bring a smile to your face.

Then off to the arcade or mall with your disguise kit!  
Take your photos in the photo booth with your disguise on. Make two sets.  
One for you and one to rip up and leave out for other to find.

Then off to the comedy club for jokes and drinks.

# Grow Up

## Needed:

Childhood breakfast cereals

TV


Gum

Hopscotch Kit with Sidewalk Chalk

Punch Balloons

Flavored Chapstick

Cash for a Slurpee




Hang out like you did as a kid again!

Wake up on Saturday and watch Sat morning cartoons while eating your favorite sugar laden childhood cereal.

Walk or bike to the gas station and buy a 44oz Slurpee or Freeze (2 straws) and head over to a nearby park.

While you're there be completely childish. Have a bubble gum blowing contest. Learn the rules of hop scotch and play it. Use the chalk to write your initials on a tree or draw portraits of each other. Blow up the punch balloons and see who can do the most punches super fast without messing up.

Find a spot under a tree or behind the bushes and practice kissing with flavored chapstick.



# Bowl Me Over

## Needed:

Money for clothes

Permanent Marker

Funny Socks

## Bowling Drinking Game Rules & Variations

The couple that bowls together stays together.

First off to the local thrift store to pick out bowling outfits for each other.

Look for bowling shirts or button down shirts in fun colors. Without washing it, put them on. Use the marker to write pet name for each other on the backs. Head to the bowling alley.

When you're there, put on your fancy bowling socks and grab a couple of drinks. Make sure to enter your pet names into the computer. Order some bar food and play the first round normally with the drinking game rules.

Then add a variation to make it harder and play again.

At the end of the night use the marker to write in the name area of the front of the shirt either "High Roller" or "Gutter Ball King/Queen".

# A Very Merry Un-Birthday



## Needed:

Large Cupcake to share

Candles and lighter

Mini Birthday Gift Bags

\$3 each

Tea and a tea service



Let's get in our birthday suits!

First to the dollar store to shop for each other's birthday gifts.

Rules: can cost no more than \$3 and must fit in one of the little gift bags.

Be creative! Include items to use together or items that are symbolic of things you have or want to do.

Grab a big cupcake to share from the bakery on the way home.

At home. Light the candle and sing happy birthday or Alice and Wonderland's "A Very Merry Un-Birthday." song.

Blow out the candle together then exchange gifts.

Finish the night by watching Alice in Wonderland while you drink tea and eat cake.

"Change places!"

# The Early Bird Gets the Bookworm



## Needed:

Money for coffee and sweets

Bookplates

Glue stick or tape

Pencil or Pen

A Digital Camera or Camera Phone

Bookstore Hunt Cards

Book it, Baby!

One morning, head to a good bookstore.

Using the hunt cards and a camera, take pictures of everything on the list.

Take time to explain your finds and share jokes.

Reward yourselves with a coffee and sweet from the coffee shop area.

Then buy each other a book and dedicate it to them with one of the  
bookplates.

# Downtown Julie Brown

Needed:

Digital camera

Photo album

Around Town Scavenger Hunt list

Pen or Pencil



Around town or in the city, this scavenger hunt sure is witty!

Take your camera with you and head downtown, uptown or into town for this photo scavenger hunt.

When you've completed the list, got to a photo-printing kiosk and print them out.

Head to Subway or another favorite eatery and relive the fun while putting the photos and items in your photo album.

# The Land Down Under



## Needed:

Zoo Bingo Card

Pen or Pencil

Trail Mix ingredients

Plastic Ziplocks or Tupperware

“G’Day Mate!”




Start at home making a batch of your favorite trail mix. Chocolate, pretzels, cereal, nuts, etc. Bag it up and head to the Zoo.

Using the bingo card, try to find as many Australian animals as you can. When you’re done, head to The Outback Steak House for dinner.

Finish off the night at home watching “Crocodile Dundee”.

# Vintage Romance



## Needed:

A roll of pennies

Cash for a horse drawn carriage ride

Victorian Manners Cards.



Follow the old rules of courtship.

First head to the mall for an Old Fashioned Photo. Choose a Victorian style and make a romantic pose.

Then to downtown for a horse drawn carriage ride.

Feeling gentlemanly? Offer the lady a bouquet of roses from the market first.

On your ride, read each other the Victorian manners cards.

Have the carriage drop you off at a fountain and using the roll of pennies, make wishes while taking turns throwing them in.

Afterwards go to a fun store and buy each other a “token of love” trinkets, items of clothing and accessories are popular choices. Explain why you chose that item.

# Secret Asian Man

## Needed:

Wok Tok Game

Take Out Box

Scissors

Chinese Take Out Menus

Kung Fu Movie



Everybody Wang Chung Tonight!

Start by picking out a fun Kung Fu Movie like “Crazy Kung Fu” (campy), a Jackie Chan film (funny), “Crouching Tiger, Hidden Dragon” (Dramatic), or “Kill Bill” (violent).

Then order your favorite Asian delivery food.

While you’re waiting for it, cut up the strips of Wok Tok and put them in the take out box. Take turns pulling them out and guessing the answers. Put the ones you can’t get aside and at the end, you can check the answer sheet.

Then curl up with your food and movie.



# Garage Sale

## Smodge Smale

### Needed:

Garage Sale hunt list

Pen or Pencil

Permanent Marker

List of nearby garage sales

Using Craigslist or the newspaper, make a list of garage sales to visit.

Hop in the car and start cruising the neighborhood.

Use the hunt list to see how many items you can find.

Who knows, you may find a super find for your little love nest. If you do, make sure to use the permanent marker to mark it "Date Night" and the date.

# TAKE A HIKE!



## Needed:

Hiking gear

Water bottles

Granola bars, trail mix

Money for Tommy's Malt Shop



Let's get lost in our love for each other!

Grab our hiking gear, some fresh water and some snacks and head south of Chaska to the Minnesota Valley State Recreation Area. Spend the afternoon exploring the trails surrounding the Louisville Swamp.

After the hike, head over to Tommy's Malt Shop. Sit in a booth on the same side, order a large chocolate malt with two straws and share it.

Go Home and shower and watch "The Sound of Music" and dream of hiking in the Swiss Alps someday.